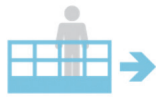


CTEZED 21.3 JH



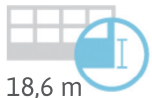
20,6 m*



6,9 / 9,6 m*



250 kg



18,6 m



1400x700x1100 mm

GVW min

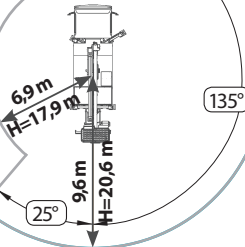
3,5 t

OUTRIGGER FOOTPRINT

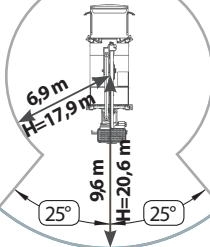
Fully extended jacking



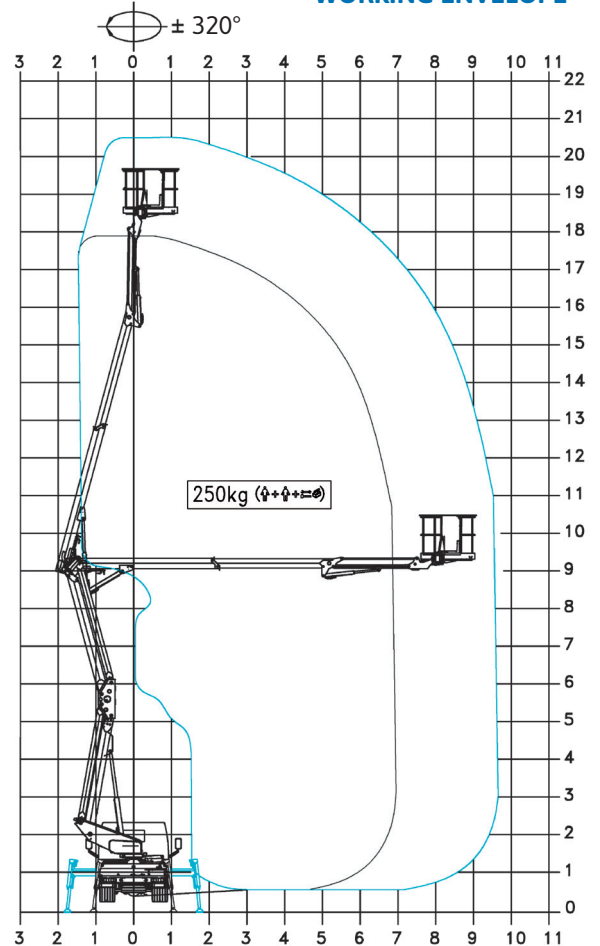
Left or right jacking



Narrow jacking

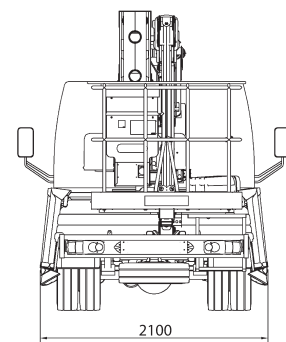
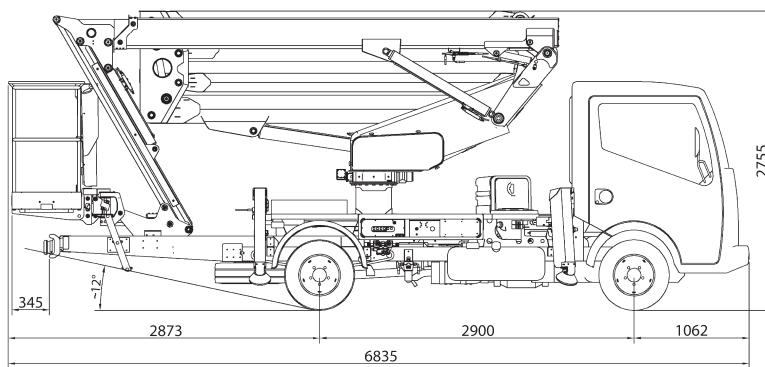


WORKING ENVELOPE



* outreach and height max values and repeatability can change within ± 3% due to manufacturing variation and working condition.

DIMENSIONS



CTE S.p.A.

Headquarter 7 Via Caproni - Rovereto (TN) IT, 38068

Ph. +39 0464 48.50.50 - Fax +39 0464 48.50.99

info@ctelift.com - www.ctelift.com

Factory 5 Loc. Terramatta - Rivoli Veronese (VR) IT, 37010

Warehouse 2 Via E. Fermi - Affi (VR) IT, 37010

CTE UK Ltd Enderby Leicestershire - UK